



Scholastic *Reading Counts!* for iPad[®] Guide

For use with *Scholastic Reading Counts!* version 2.2 or later
and Scholastic Achievement Manager version 2.2 or later

Copyright © 2013 by Scholastic Inc.

All rights reserved.

Published by Scholastic Inc.

PDF0522 (PDF)

SCHOLASTIC, SCHOLASTIC READING COUNTS!, and associated logos and designs are trademarks and/or registered trademarks of Scholastic Inc. LEXILE is a registered trademark of MetaMetrics, Inc. IPAD is a registered trademark of Apple Inc. Other company names, brand names, and product names are the property and/or trademarks of their respective owners.



Table of Contents

Overview.....	3
Downloading and Configuring SRC! on the iPad.....	3
Program Settings.....	4
Guided Access	4
Logging In.....	5
Logging Out Another Student.....	5
The Dashboard.....	6
Taking a Quiz.....	9
Selecting a Quiz	9
Finishing a Quiz.....	10
Technical Support.....	13



Overview

Scholastic Reading Counts! (SRC!) is a reading management program that helps teachers encourage and assess independent reading. It includes quizzes for thousands of K–12 books.

For more information on *SRC!*, see the [Scholastic Reading Counts! Software Manual](#) at the [Scholastic Education Product Support](#) website (page 13). For more information on Scholastic Hosting Services, contact Scholastic Customer Service 1-877-234-7323 or READ180CUSTSERV@scholastic.com.

Downloading and Configuring *SRC!* on the iPad

To download and access *SRC!* on the iPad, districts and users must meet the following requirements:

- iPad 2 or later
- iOS 6 or later
- Scholastic Hosting Services
- Headphone recommended (available separately)



When the requirements are met, download the *SRC!* app from the App Store.



Program Settings



Prior to opening the app, tap the **Settings** icon on the iPad Home Screen.

Site ID: <http://scholastic1.vigoschools.org:55880>
You cannot access SRC while connected to vscsguest

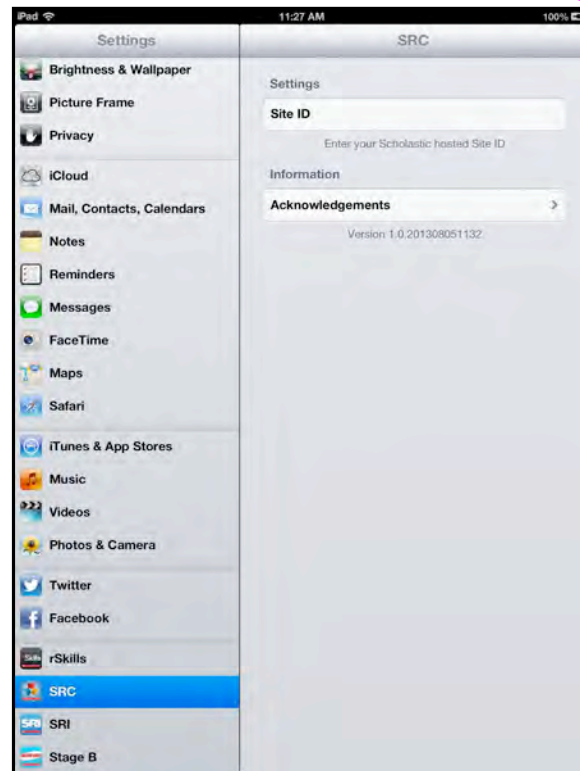
Tap the **SRC** link from the Settings menu.

In the Scholastic Hosting Site ID field, enter the Scholastic Hosting URL. This is the district's unique URL that connects the district to its Scholastic server at the Scholastic Data Center. It is available from the district or school SAM administrator. Tap the **Home** button to return to the iPad Home Screen.

Guided Access

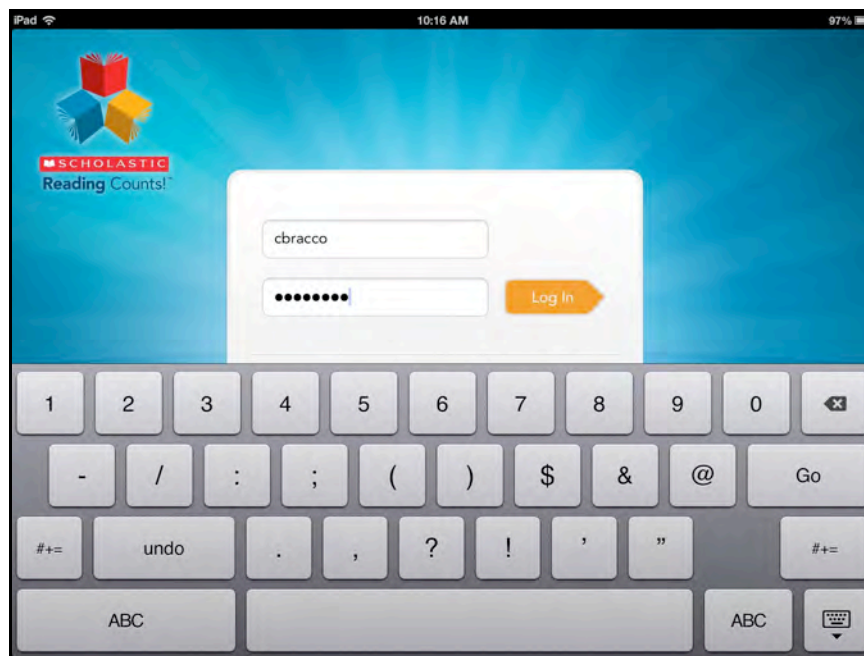
Guided Access is an iOS function that allows users to modify their device settings.

Teachers and administrators may use Guided Access to control which iPad functions and buttons are enabled or disabled for student use. For more information on accessing and using Guided Access, see the [iPad User Guide](#) available at www.apple.com.





Logging In



Tapping the SRC! app from the iPad Home Screen opens the SRC! Login Screen.

Type in the SAM username and password and tap **Log In**.

Logging Out Another Student



If a student launches the SRC! app and finds another student is logged into SRC!, tap the **Not . . . ?** link at the top of the screen, then tap **Yes** from the dialogue box.

This will take students back to the Login Screen (above) where they may log in.

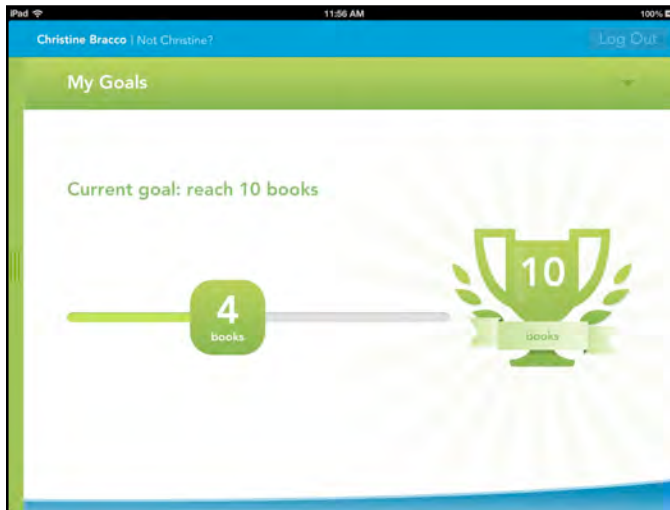
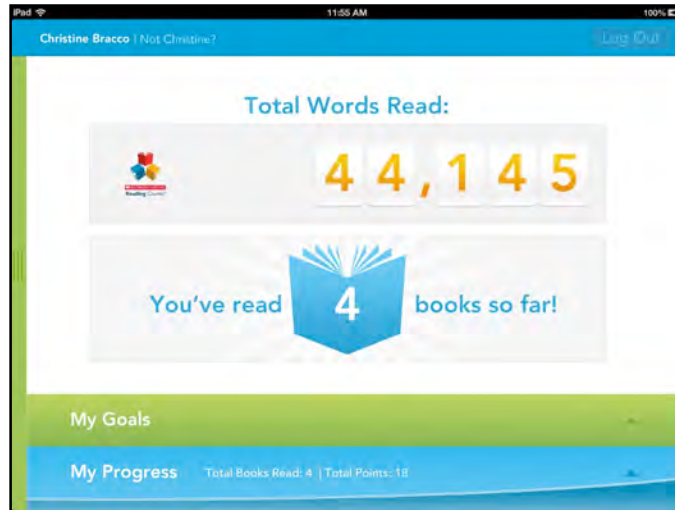




The Dashboard

After students log in to the program, they arrive at the *Scholastic Reading Counts!* Dashboard.

After welcoming students, the Dashboard displays their progress in the software by showing the total words read (from successful quizzes) and total books read. It also provides links to My Goals and My Progress sections. Tap the arrows in the My Goals and My Progress bars to show these screens.



My Goals shows progress toward student goals. Tap the arrow in the My Goals row to open the screen.



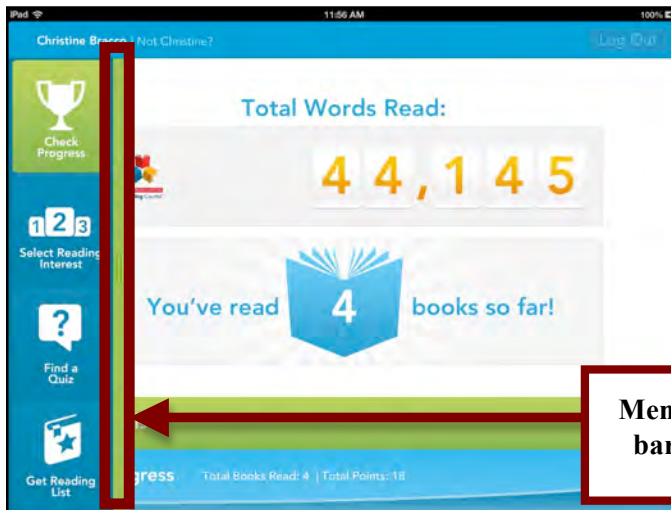
Teacher Tip

Set student goals for books read or points earned after conferencing with students. Use the SAM Program Settings for SRC! to set goals in the software. See [SAM Settings and Reports for Scholastic Reading Counts!](#) for more information.



My Progress shows results of SRC! quizzes taken so far. Tap the arrow in the My Goals row to open the screen.

Title	Author	Lexile®	Score	Words	Points
Pablo Picasso	Linda Lowery	540L	100%	955	4
Derek Jeter And The New York Yankee...	Michael Sandler	660L	70%	970	1
Beatles, The (2002)	Jeremy Roberts	920L	100%	16,447	7
John Coltrane: A Sound Supreme	John Selfridge	1210L	60%	18,155	6

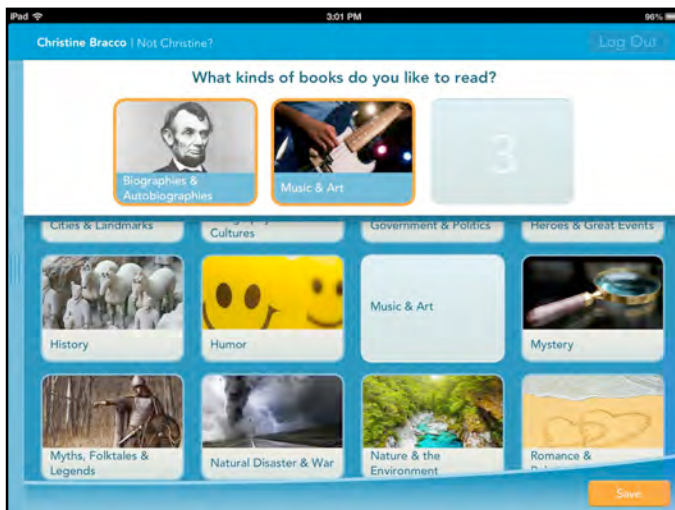


Tap the green menu bar on the right side of the screen to open the SRC! menu.

Check Progress returns students to the Dashboard screen displayed at login.

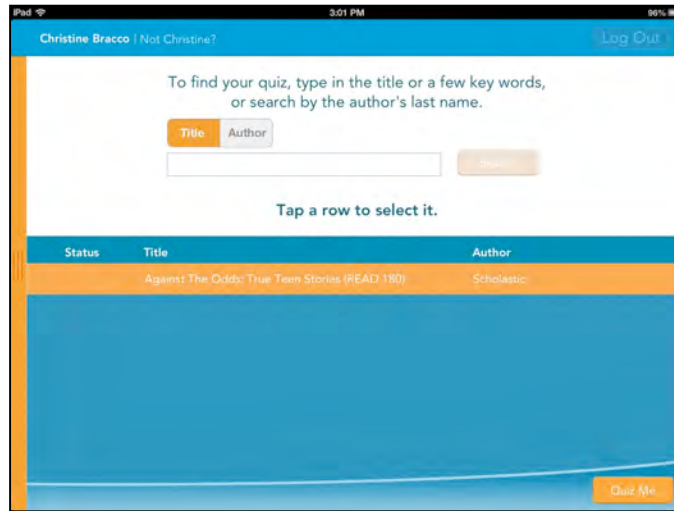
Menu bar

Select Reading Interest is where students choose book genres. Scroll through the categories by swiping the screen up or down. Tap an interest icon and it travels to the top of the screen. To unselect a category, tap the icon at the top of the screen and it travels back to the lower screen.

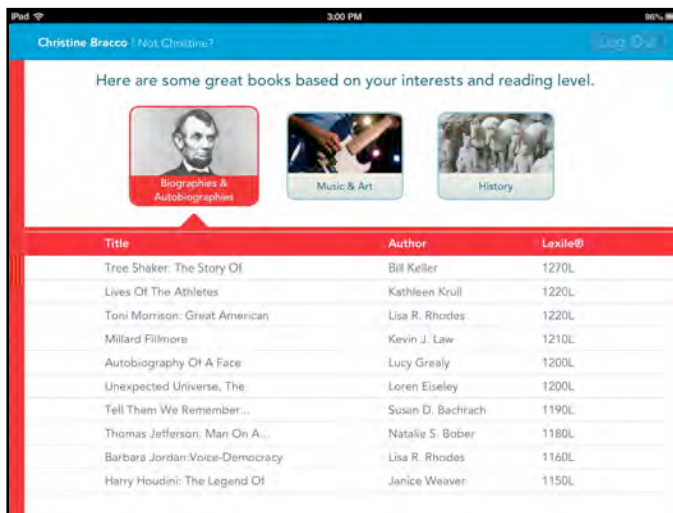




Find a Quiz allows students to search for the quiz that corresponds to their book. Tap **Title** or **Author** to select which term to search by, then tap the search field and enter a search term. Tap **Search** to launch the search.



Results appear at the bottom of the screen. Tap a row to select it, then tap **Quiz Me** to launch the quiz for the selected book.



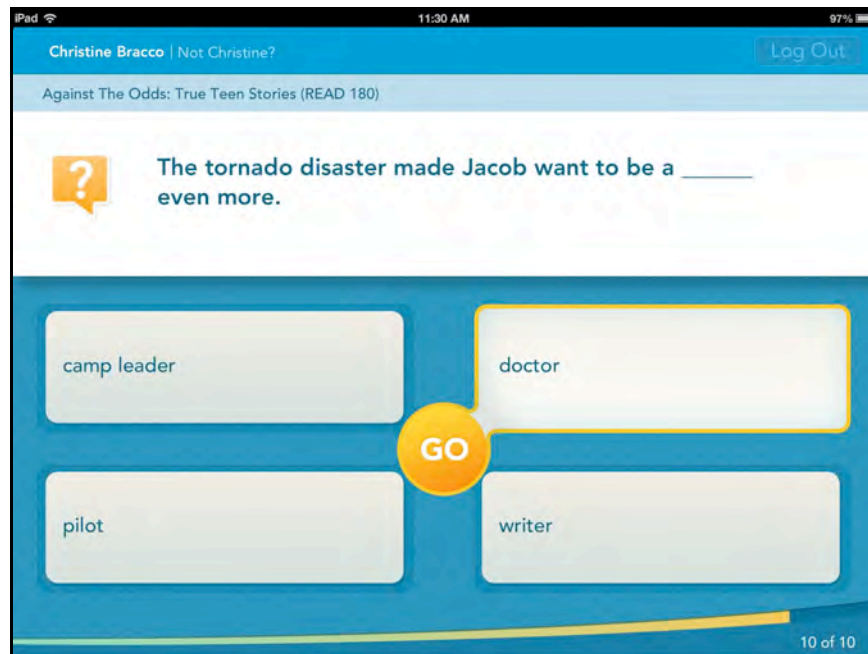
Get Reading List provides a book list based on Lexile® measure and the three chosen interest categories. Students may carry the iPad to the classroom bookshelf with their reading list displayed to choose a book.



Taking a Quiz

Selecting a Quiz

Selecting a quiz from the Find a Quiz Screen (page 8) opens the quiz on the iPad.



To answer the question, tap the answer to highlight it. When sure of the answer, tap **Go**.



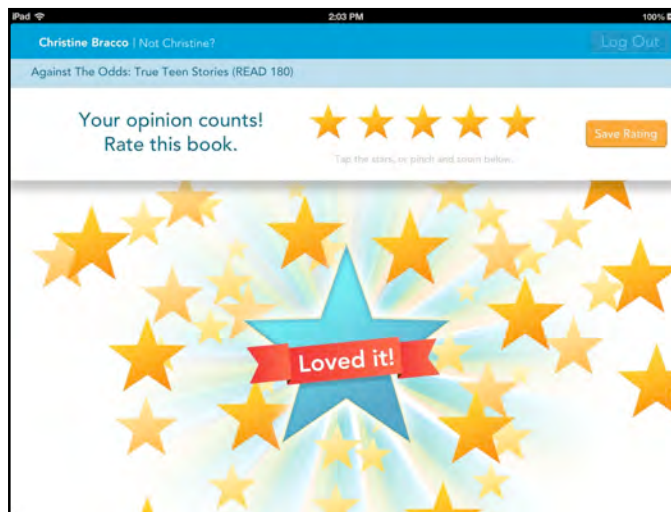
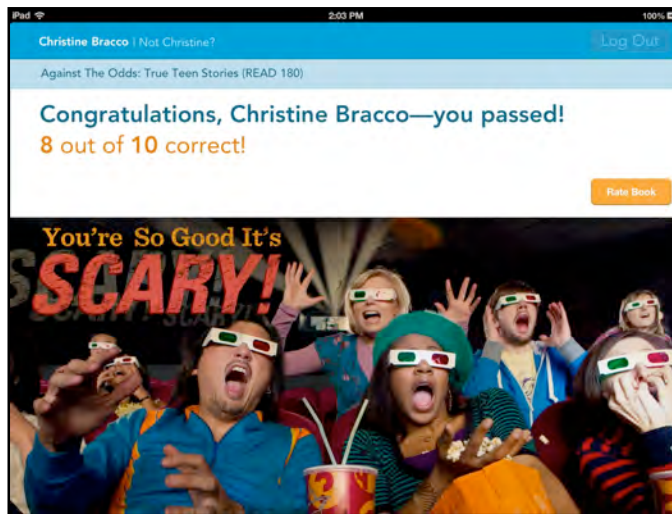
Teacher Tip

You can change the number of questions in each quiz in the *SRC!* Program Settings. The default is set to ten questions. For more information on changing the number of questions in each quiz, see [SAM Settings and Reports for Scholastic Reading Counts!](#)



Finishing a Quiz

When students complete a quiz, the program lets them know whether they have passed. The default passing score is 70%, but it may be adjusted in the SAM Program Settings for *Scholastic Reading Counts!* (see [SAM Settings and Reports for Scholastic Reading Counts!](#)).



When students pass a quiz, they can rate the book they just read. To rate a book, tap the number of stars or pinch and zoom the star to give the book a rating. The star logo on the lower screen changes with the star rating. When finished, tap **Save Rating**.

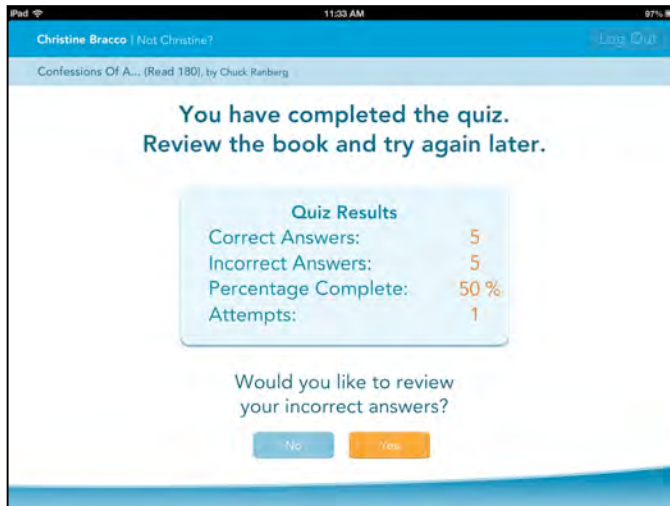
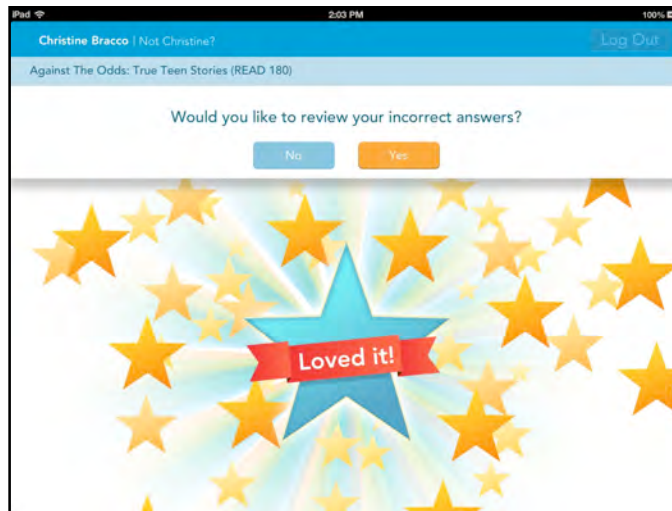


Teacher Tip

Teachers may see students' book ratings by running the *Scholastic Reading Counts!* Book Frequency and Rating Report in SAM.



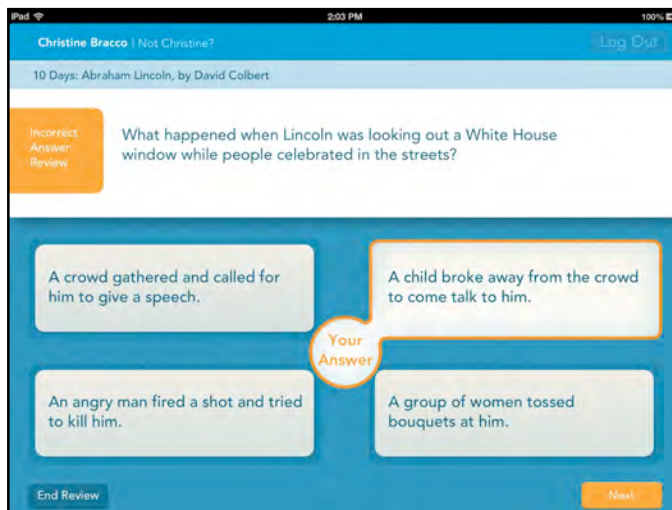
After rating the book, students have the option to review wrong answers if Wrong Answer Review has been selected for the student in SAM Program Settings for *Scholastic Reading Counts!* Tap **Yes** or **No** to choose to review answers.

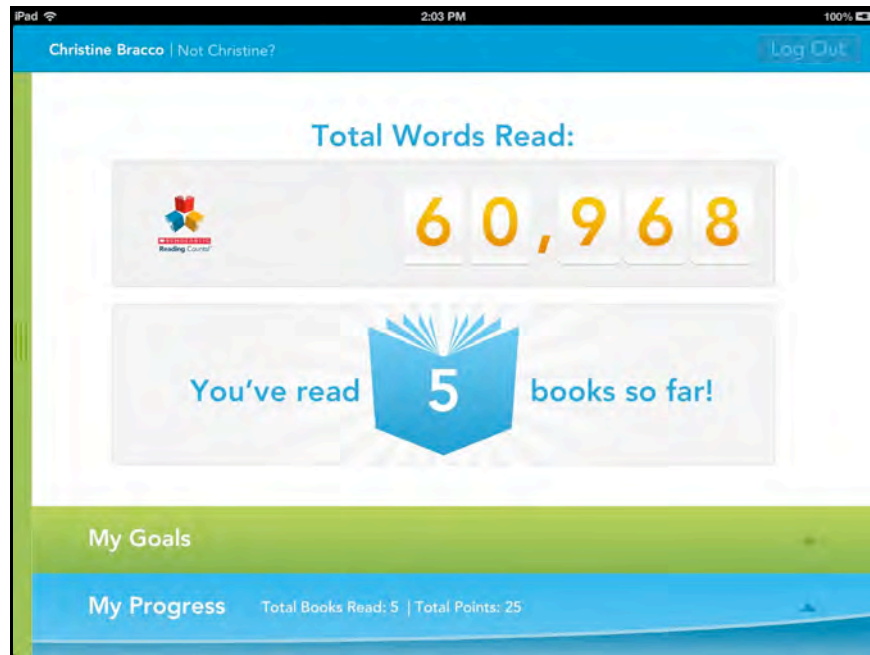


If the student did not pass the quiz, a screen appears showing the number of questions answered correctly. If Wrong Answer Review has been selected for the student in SAM Program Settings for *Scholastic Reading Counts!*, the student may choose to review incorrect answers by tapping **Yes** or **No**.

If students choose to review their incorrect answers, they see the question with their answer highlighted. Students may review their book to find the correct answer.

Tap **Next** to go on with the review, or tap **End Review** to return to the Dashboard.





When students return to the Dashboard after passing a quiz, they see their Total Words Read and Books Read updated.

Students may choose another quiz or tap **Log Out** to exit *SRC!*



Technical Support

For questions or other support needs, visit the [Scholastic Education Product Support](http://www.scholastic.com/src/productsupport) website at www.scholastic.com/src/productsupport.

PRODUCTS

- READ 180
- SYSTEM 44
- SCHOLASTIC ACHIEVEMENT MANAGER (SAM)
- SCHOLASTIC READING COUNTS! (SRC!)
- SCHOLASTIC READING INVENTORY (SRI)
- SCHOLASTIC PHONICS INVENTORY (SPI)
- FASTT MATH
- READABOUT
- BOOKFLIX
- SCHOLASTIC RED
- WIGGLEWORKS
- ZIP ZOOM ENGLISH

SCHOLASTIC READING COUNTS! (SRC!) PRODUCT SUPPORT

To access the latest technical information for Scholastic Reading Counts! (SRC!), please select from our resources listed below. These resources include specific product information, the latest software updates, and detailed technical manuals. Please note: to access some of these resources you will be required to register with Scholastic.com.

Are you maximizing your technology investment? With Scholastic's Product Maintenance and Support Plans your educators and technicians can communicate directly with our technical experts via phone, email or Web Chat. These cost effective plans also include access to free software point releases to ensure you have the latest features as they become available.
[Learn More \(PDF\) >>](#)

AVAILABLE JUNE 2009!

Scholastic Education is pleased to announce the release of Enterprise Edition version 1.9.
[Learn More >>](#)

NEED HELP?

Can't find what you're looking for?
[Browse Knowledge Base >>](#)
[Contact Us >>](#)

Product Information | Software Updates | Manuals

Click on the appropriate document to download. Please note: to access these materials you will be required to register with Scholastic.com. View and print items marked (PDF) using Adobe Acrobat Reader® software, version 4.0 or higher.

Title	Date	Version	Size	Pages	
SRC! Enterprise Edition Educator's Guide					
Part 1	01-02-09	Enterprise Edition	1.73mb	27	Download Now >>
Part 2	01-02-09	Enterprise Edition	7.49mb	85	Download Now >>
Part 3	01-02-09	Enterprise Edition	120kb	3	Download Now >>
Scholastic Reading Counts! Installation Guide					
Whole Book	11-07-08	Enterprise Edition v1.8.1	53mb	42	Download Now >>
Scholastic Reading Counts! Software Manual					
Whole Book	11-07-08	Enterprise Edition v1.8.1	18.4mb	14	Download Now >>

At the site, users will find program documentation, manuals, and guides, as well as Frequently Asked Questions and live chat support.

For specific questions regarding the Scholastic program suite, contact customer service to speak to a representative for each Enterprise Edition or Next Generation program at:

- 1-800-283-5974 (all Scholastic Education programs)
- 1-800-927-0189 (other versions)

For specific questions about using SAM with your Scholastic programs, click **Help** in the Quick Links along the top of any screen in SAM.